



Build your dreams with
authentic clay pavers

Durable • Colorfast • Sustainable



PINE HALL BRICK

AUTHENTIC CLAY PAVERS.


Rumbled Full Range



Rumbled Full Range and Rumbled Bluffs



Rumbled Main Street Paver Tiles



English Edge Rose



Pathway Full Range



Here's what makes our clay pavers so great.

Homeowners covet clay pavers because they are authentic brick. Designers and architects value the latitude to fit them into almost any design. Here are some reasons why...



- **Green & Sustainable** – clay pavers are made from just two simple ingredients – dirt and water – yielding a product that has low embodied energy and a long life cycle for a low carbon footprint. They're 100% recyclable. They also can provide permeable surfaces to protect the environment from water runoff. And, Pine Hall Brick practices environmental stewardship by returning 100% of the land that we mine to its natural state.
- **Durability** – clay pavers can last over 100 years in the most demanding environments.
- **Colorfast** – our pavers never fade, because the color is integral to the firing process.
- **Cost Savings** – no costly sealers ever needed for durability or color retention.
- **Extreme Weathering** – Pine Hall Brick clay pavers greatly exceed the most rigorous Freeze-Thaw tests in the paving industry.
- **Strength** – we make our pavers to the demanding specification of 12,000 psi average compressive strength.

America's Premier Paver™ Since 1922, family-owned Pine Hall Brick company has continuously developed new and better ways to manufacture clay pavers.

At our state-of-the-art facility in North Carolina, we produce thousands of pavers daily.



EARTH FRIENDLY...
NATURALLY GREEN



PINE HALL BRICK

AUTHENTIC CLAY PAVERS.

Live chat with us at PineHallBrick.com





Beveled Edge Pavers

English Edge pavers have both beveled edges and spacer bars for a crisp look that installs with ease. Beveled edge pavers are available in standard 4" x 8" by 2-1/4" thickness, as well as 2-3/4" thickness for heavy vehicular applications. Beveled edge pavers are recommended for driveways and other vehicular applications. Heavy duty pavers are beveled on one surface side only, and are stocked in Red and Full Range.

English Edge



Autumn




Gray



Buff




Cocoa




Red



Dark Accent



Rose



Full Range

Beveled edge gives projects a crisp joint

Space bars provide for best interlock and consistent joint







Traditional Edge Pavers

Traditional Edge* pavers have square edges for the timeless appearance of authentic clay pavers made for over a hundred years. An 1/8" sand-filled joint is recommended when laying Traditional Edge pavers to minimize edge chipping.

Pathway



Autumn



Dark Accent




Red




Beale Street



Full Range



Red Modular



Buff




Full Range Modular



Rose




Cocoa



Gray

*Traditional Edge pavers are generally recommended for pedestrian applications only. Refer to BIA Tech Notes for design considerations.



Rumbled Red, Cocoa and Rose, laid 2.25" side up
Photo credit: John McGrann, Penn Stone



Rumbled Pavers

Tumbled after firing to produce a look similar to an historic street paver that has been around for decades. Rumbled pavers are available in standard 4" x 8" by 2-1/4" thickness, as well as 2-3/4" thickness for heavy vehicular applications (2-3/4" thick pavers are non-stock). Rumbled pavers are recommended for driveways and other vehicular applications. Maintain a minimum of 1/16" spacing. A 1/8" sand-filled joint is recommended.



Rumbled Red and Rumbled Cocoa
Photo credit: Jeff Clegg, Acme Brick



Autumn



Cocoa



Main Street



Beale Street



Dark Accent



*Madrid



Bluffs



Full Range



Red




Buff



Rose

*Special blend creation for color mix. May vary slightly from batch to batch. Check our website for current color.



Rumbled edges create the aged appearance of an historic pavement

Colors don't fade

StormPave™ Full Range
2-1/4" thick



StormPave™ Permeable Pavers

StormPave™ is an amazing breakthrough in permeable paving. StormPave clay pavers have beveled edges and large spacer bars that allow rain to filter between washed aggregate in the joints to a specially constructed catchment area underneath the pavers. The water then dissipates naturally into the native soils. StormPave pavers are available in standard 4" x 8" by 2-1/4" thickness as well as 2-3/4" thickness for heavy vehicular applications. For more information, go to pinehallbrick.com/permeable. Heavy Duty pavers are stocked in Full Range.



Autumn



Full Range




Buff (Special Order)



Gray (Special Order)




Cocoa




Red



Dark Accent



Rose



Available in both
Beveled Edge and
Rumbled texture

1/4" spacer bars allow
water to filter between
the joints

Legacy Stamped Paver Program

Ideal for:

- Colleges & Universities
- Cities & Towns
- Commercial Developments
- Memorials




We make one-of-a-kind pavers for one-of-a-kind projects. Our proprietary equipment stamps one paver per three square feet. Custom ratios are also available.

Call 336-721-7514 for more details.



Old Series

Here's another take on "timeless" with our specially cut antique edge pavers that pay tribute to early American structures and streets. Old Series pavers feature antique edges and surface texture for a rustic appearance in unique colors. Old Series pavers are suitable for light vehicular applications with appropriate spacing.



Old Mill



Old Towne




Old Tavern

Thin Pavers


Traditional Edge 1-3/8" thick pavers are ideal for installation over concrete. Great for DIY projects. These pavers are available in two sizes: 4" x 8" to be laid with sand-joints and 3-5/8" x 7-5/8" modular size for mortared applications.




Brookstown Full Range 4x8



Brookstown Full Range Modular




Brookstown Red 4x8



Brookstown Red Modular



Harbourtown Full Range 4x8



Harbourtown Full Range Modular

Large Format Pavers

4"x12" and 8"x8"

Pavers are 4" x 12" or 8" x 8" x 2-1/4" thickness. The pavers are available in Traditional Edge, Rumbled, or Beveled Edge (no spacer bar) styles and are available in the following colors: Red and Full Range. Other colors are special order.



Pathway 4 x 12



Rumbled
Pathway 4 x 12



Pathway 8 x 8



Rumbled
Pathway 8 x 8



Beveled Edge 8 x 8

ADA Pavers

Our ADA paver is the truncated dome of choice for pavement designers due to their durability and permanent color. Stocked in 2 1/4" x 4" x 8", in Red.



Firebrick

Our Firebrick comply with ASTM C1261 – Standard Specification for Firebox Brick for Residential Fireplaces. They come in a natural buff color in a 4" x 8" by 2-1/4" and a 4" x 8" x 1-3/8" size. The firebrick have a PCE Value of 17 (2754 degrees F).



Rumbled Full Range 4 x 12 with Rumbled Full Range 4 x 8



Step Treads

Nothing finishes off a great looking clay pavement better than brick steps with an ST-1 or ST-2 paver shape. The ST-1 is 2-1/4" thick with an ogee curve on the end and the ST-2 is 1-3/8" thick with a bullnose curve on the end. Both are 3-5/8" wide by 7-5/8" long (including the curved end).



ST-1

The ST-1 is 2-1/4" thick, 7-5/8" long and 3-5/8" wide. Available in Red and Full Range.



ST-2

The ST-2 is 1-3/8" thick, 7-5/8" long and 3-5/8" wide. Available in Full Range.

Street Pavers



Get a thicker vehicular paver for the look of legacy streets with Street Pavers. These 3" x 4" x 8" Rumbled pavers can be stamped and are available in three colors Full Range Red, Red and Autumn. Non-stock.



Paver Tiles



Paver Tiles are 1/2" thick tiles made from full thickness pavers. They are ideal for kitchens, wine cellars and mud rooms. In exterior applications, Paver Tiles can be used when height or weight restrictions prevent using a thicker paver. Paver Tiles are available in most of Pine Hall's favorite paver colors. (*Chicago Reclaimed comes in 3/4" thickness only.)




Rumble Paver Tile



Traditional Edge Paver Tile




Pathway Autumn



Pathway Cocoa



Chicago Reclaimed*



Pathway Full Range



Pathway Full Range modular



Rumbled Full Range 4x8



Rumbled Autumn



Rumbled Bluffs 4x8



Rumbled Cocoa

Old School 8's


Old School 8's are a throwback to the original 8" brick from decades ago. Measuring 1/2" x 8" x 2-1/4" they can be used on walls, floors, interiors and exteriors. Old School 8's can bring old world charm or contemporary style to any project. (*Chicago Reclaimed comes in 3/4" thickness only.)



Alleyway



Speakeasy



Chicago Reclaimed*



The Original



Rich Mahogany



Rumbled Bluffs pavers
Home of Hilary Farr, former host of the TV show "Love It or List It."




Getting Started

Pine Hall Brick and our distributor network can collaborate with your projects from the get-go with samples, suggestions, and technical specifications. Our experts on staff can answer your technical questions and if you're a professional design firm we offer a number of certified CEU programs. Visit our website to chat with a live person or scan the QR code below to go to our technical design portal for DIY instructions, technical design guides, and discussion briefs on segmental paving with Pine Hall Brick pavers, "America's Premier Paver."



PINE HALL BRICK

AUTHENTIC CLAY PAVERS.



2701 Shorefair Drive
Winston-Salem NC 27105
Phone: 336-721-7500
www.pinehallbrick.com