



EaCo Chem

ENCYCLOPEDIA OF CLEAN

PROFESSIONAL'S GUIDE

THE PROFESSIONAL'S GUIDE

THE COMPLETE GUIDE FOR NEW CONSTRUCTION
CLEANING, MASONRY RESTORATION, COATING
REMOVAL, AND MORE USING EACO CHEM CHEMISTRY

765 Commerce Ave. New Castle, PA 16101 - 724-656-1055
www.eacochem.com - info@eacochem.com

THE WAVE OF THE FUTURE

ACRYLIC REMOVAL

AcrylicStrip or **Stripsol LO** (low odor) are solvent based strippers, able to remove layers of acrylics, latexes, acrylic latexes, alkyds, certain enamels, oil-based stains, polyurethanes and other resin coatings.



AcrylicStrip removing cured compound

ADHESIVE - Carpet, Tile, Wood, Masonry

For removal of decal adhesives, **Graf-Ex** (painted surfaces) can be tested first. For difficult and thick adhesives, test **InStrip**. **InStrip** can be scraped up for easy removal. Both are applied undiluted.



Graf-Ex



InStrip

ALUMINUM COMPOSITE MATERIAL - ACM Panels (*Alucobond®*)

Use **C-Tar Melt** or **Graf-Ex** for removal of caulk & rubber gasket bleed. For overall, general cleaning use **HD Britenol** or **Cleansol BC**. For restoration cleaning use **OneRestore**.



HD Britenol



OneRestore



ALUMINUM SIDING (painted)

Cleansol BC works well when cleaning aluminum siding. For brush-less cleaning, the product needs to be applied on the surface using two quick applications, no rinse between the applications, then rinse.

ANODIZED ALUMINUM AND ALUMINUM TRIM, *Architectural*

OneRestore will safely clean anodized aluminum removing oxidation and will not etch glass. It's capable of removing pollution and many sealers as well, but will not remove pitting. After cleaning with **OneRestore**, follow up with an application of **A.R.T.** (Anodized Restoration Treatment) to restore the surface to a "like new semi-gloss" appearance. **A.R.T.** is applied straight to a clean, dry surface and allowed to air dry.



Before cleaning bronze anodized aluminum window frames



After cleaning with OneRestore



After applying a thin coat of A.R.T.

ASPHALT REMOVAL

C-TAR Melt is a blend of water soluble, easily rinsed, non hazardous ingredients. **C-TAR Melt** is a special water-based cleaner which is much less likely to leave a shadow on masonry. Use both undiluted.



ASPHALT REJUVENATOR

Asphalt rejuvenator that gets on unintended masonry surfaces can be removed using **AcrylicStrip**.

BRICK, New construction clean-up

NMD 80 and **SOS 50** are designed for safe clean-up of new masonry structures, removing excess mortar and efflorescence. Both products can be used on many types of brick, block, unpolished stone, cast stone, and precast and are safe enough for glass and anodized aluminum. Just rinse before drying. No scrubbing is necessary.



BRICK, Restoration

Use **OneRestore** or **Heritage Restorer**. One single undiluted application will remove many stains. For deep stain removal from porous surfaces, pre-wet (do not soak) the surface with water. Use a double undiluted application spaced three to five minutes apart without rinsing in between the applications.



BLOCK, New construction clean-up

Ground face, burnished or any CMU block, including integral water repellent, waterproofed colored masonry units, can be cleaned effectively with **NMD 80** or **SOS 50**. Follow with a low pressure wash rinse or shut off the siphon valve on your **EC Jet** to use it to rinse.



CALCITE, Removal

For clay brick use **Calcite Presoak** (undiluted) followed by **NMD 80**. For concrete block use **White Scum Presoak** (undiluted) followed by **NMD 80**. Multiple applications of presoak may be needed. There is no rinsing in between applications until the final dwell time.



CAULK BLEED

On masonry, use **OneRestore** or **C-Tar Melt**. On glass use **Graf-EX** or **AcryliStrip**. On metal use **Graf-EX** or **C-Tar Melt**.



CLAY STAINS, *Removal*

NMD 80 is recommended to remove fresh clay stains on new construction. **OneRestore** is recommended for clay stain removal once it is baked hard by the sun.



NMD 80



OneRestore

COATING REMOVAL, *From glass*

OneRestore or **Graf-Ex** will remove many coatings from glass.

COATING REMOVAL

Due to the wide variety of coatings currently in use, please refer to "Paint Stripping Charts" below or visit our website at www.eacochem.com.



Paint Stripping Charts

SOFTWOOD	Stripper Cream*	InStrip*	AcrylicStrip	Stripsol LO	LCS	Graf-Ex
(A) Shellac	5	5	5	5	5	5
(B) Black Lacquer	4	5	5	5	4	5
(C) Epoxy, black appliance	4	5	3	3	4	0
(D) Water-based polyacrylic	1	5	5	5	1	5
(E) Varnish	1	5	2	1	0	2
(F) Timber Oil	4	1	1	1	5	1
(G) Primer White Alkyd Resin	1	5	5	0	3	0
(H) Polyurethane	5	5	5	3	1	4
(I) Enamel, Black high perf, oil based	4	4	4	1	4	2
HARDWOOD	Stripper Cream*	In-Strip*	AcrylicStrip	Stripsol LO	LCS	Graf-Ex
(A) Shellac	5	5	5	5	5	5
(B) Black Lacquer	4	5	5	4	4	5
(C) Epoxy, black appliance	5	4.5	4.5	4.5	4.5	4.5
(D) Polyacrylic	2	5	5	4	3	5
(E) Primer white alkyd resin	0.5	4.5	4	4.5	1	4.5
METAL	Stripper Cream*	InStrip*	AcrylicStrip	Stripsol LO	LCS	Graf-Ex
(A) Epoxy, Black appliance	4	5	5	5	3	5
(B) Primer, white alkyd resin	4.5	3	5	4	1	4.5
(C) Chrome, rust-oleum solvent enamel	1.5	5	5	5	3	5
(D) Enamel, Black Glass, high perf oil	0.5	5	5	5	2	5

* products given 30 minute dwell time, all other products given 10 minute dwell time. 5 = most effective, 0 = least effective

CONCRETE, Tilt-up, new

Dilutions of **NMD 80** will vary according to surface finish. A downstream projection nozzle is an appropriate applicator. The cleanup is for a uniform building face without surface changes, not removal of mortar smears. Pre-wet from top to bottom, followed by a quick, even application of **NMD 80**. Always rinse thoroughly before the product dries.



CONCRETE, Removal from equipment and trucks

Use **CT Wash** diluted 4:1 and apply with a sprayer. Allow to soak for 10 minutes and rinse.



CONCRETE, Splatter from masonry

Repeated applications of **NMD 80** will remove splatter from masonry. Using a masonry stone or scraper in between will speed the process.

CONCRETE, Remove elastomeric damp proofing

Remove from foundation walls - use **AcrylicStrip**. Use product straight, undiluted. Apply to a dry wall, do not pre-wet.

CONCRETE, Stain removal

OneRestore removes metal and mineral oxide stains including rust, lead and copper from non-colored concrete. For oil stains, use **Hot Stain Remover** or **Purple Plus BC** applied with a low pressure sprayer. Brushing the degreaser deeper into the pores allows it to lift out any shadows. **Ammonium Bifluoride restoration (ABF)** is the most economical solution for large concrete structures such as parking garages. For hydraulic fluid and penetrating oils on concrete flat work, use **AcryliStrip** or **Hot Stain Remover** applied onto a dry surface.

COPPER STAINS

Use **OneRestore** undiluted. A copper stain may show up as blue, green or black depending on the elements it reacts with to cause the stain. Generally, an undiluted application repeated twice before rinsing will remove the stain.



EAVES

HD Britenol removes stains that can occur under the eaves on siding.



EFFLORESCENCE, Colored Block

EF-Fortless removes efflorescence (white or ivory chalk-like deposit) from colored block and mortar without causing color bleed.

EFFLORESCENCE, Brick and Pavers

NMD 80 or **EF-Fortless** removes efflorescence. Use **NMD 80** at a 4:1 dilution. Apply with low pressure applicator. A thorough rinse job is always recommended. Flood rinsing is not recommended. **EF-Fortless** is applied undiluted. Heavier deposits may be calcite, lime run, or admixture.

EFFLORESCENCE, White Scum

White Scum (calcium silicate) is a result of improper use of new masonry cleaner reacting with brick and forming insoluble salts. Looks similar to efflorescence but it is not. See **WHITE SCUM**, brick and block.



Calcite
(calcium carbonate)




Lime Run
(calcium hydroxide)



Admixture



White Scum
(calcium silicate)



Efflorescence
(calcium chloride)

EIFS. (Exterior Insulation and Finish System, synthetic stucco)

Removing pollution stains

Cleansol BC diluted works very well on EIFS. Brushless cleaning requires the product to be applied on the surface using two quick applications, spaced several minutes apart. The first pass is to penetrate and the second to lift the stain out. Rinse with wide angle nozzle at low pressure.



ELASTOMERIC, EIFS Coatings Stripping

Acrylicstrip undiluted will remove these coatings from tools and equipment, also elastomeric damp proofing from concrete.

GLASS

OneRestore/Glass removes atmospheric staining, concrete leaching, paint wash stains and hard water deposits. One application of undiluted **OneRestore/Glass**, misted or wiped, then rinsed before drying and before squeegee swiping. Use **NMD 80** (New Masonry Detergent) for removing mortar and construction dust. Use **Graf-Ex** for removing anti-graffiti coatings, silane/siloxane water repellent and acrylic waterproofers (water and solvent based). For removing caulk bleed, **Graf-Ex** or **C-Tar Melt**.

NOTE: Do not use on window tints or self-cleaning glass



GRAFFITI, Limestone, block, brick and sandstone

LCS is a water-based stripper that has a wide range of applications, best suited for porous surfaces. **Stripper Cream** is for the removal of graffiti and layers of paint from masonry including limestone because it will not change the color or damage the surface. **Stripper Cream** can be rolled or brushed on to penetrate deep into the pores of the stone. Rinse with low pressures. Pressures that mark or damage the surface must be avoided.



LCS



Stripper Cream


GRAFFITI, Painted surface

Graf-Ex is a special purpose stripper designed for removing graffiti without lift the base paint. Use it straight and apply with either a low pressure sprayer or wipe it with a cloth and finish with a rinse. Water can be used to stop its penetration and to rinse. Do not dilute **Graf-Ex**.



GRANITE

OneRestore and **Heritage Restorer** will remove most all stains found on the surface; applied undiluted with a simple "spray on/spray off" application. Only use **Heritage Restorer** for flamed salt and pepper granite and **Polished Stone Cleaner** for polished granite.



OneRestore



Heritage Restorer

GUM SHADOWS, from concrete

Gum shadows can be removed after pre-treating with **OneRestore**. **OneRestore** (undiluted) can be applied with a low pressure applicator and should be left on for 5-15 minutes. Finish with a high pressure rinse.

GUTTERS

Gutter tiger stripes can be removed with **Cleansol BC** at 4:1 or **C-Tar Melt** undiluted, wiped on and off, or **LCS** 20:1 to 50:1.



LIMESTONE, *Black crust*

Stripper Cream will remove black crust from limestone. Pre-wet the surface and apply undiluted by roller or spray using adequate thickness. The product may be diluted up to 4:1 for mineral stains that are not dimensional. Rinse with a pressure washer, being careful not to harm the surface.



LIMESTONE, *Indiana and Travertine*

The most common type of limestone is Indiana limestone. **OneRestore** or **Heritage Restorer** is completely safe to use. One single undiluted application will remove many stains. For deep stain removal, use the double application method spaced five minutes apart without rinsing in between the applications. Pressures that mark or damage the surface should be avoided.




LIMESTONE, *Rust and copper stains*

OneRestore undiluted use the double application method spaced five minutes apart without rinsing in between the applications. Allow it to dwell on the surface for at least 10 minutes before rinse.



MARBLE, *Unpolished*

Use **OneRestore** or **Heritage Restorer** to clean unpolished marble. Apply straight using a low pressure sprayer. Rinse with a pressure washer.



MARBLE, *Polished*

Polished Stone Cleaner Neutral cleans polished marble easily. Apply undiluted product with a low pressure sprayer. Remove with a high pressure rinse or by wiping with a damp cloth.



PAINT, *Cleaning*

Cleansol removes most common stains without harming the paint. A **Cleansol** application at 10:1 to 20:1 dilution with a high pressure rinse will remove the oxidation and leave a shiny surface.

PAINT, *Wash on brick*

OneRestore can remove paint wash from brick. Apply **OneRestore** (straight) with a low pressure sprayer using the deep stain removal process. Rinse with a high pressure or nozzle on a garden hose.



PAINT STRIPPING, *Multi-layer*

Stripper Cream is effective for removing multiple layers of paint. It can be sprayed, rolled, or brushed. Applied straight, a skin will form on the paint to be scraped off mostly intact or it can be removed with a high pressure wash. **InStrip** is another option, for indoor & outdoor use. **InStrip** can lift multiple layers of paint, primers, solvent and water-based paints. **InStrip** also removes various wood finishes, such as varnish, shellac, and stains. Both products will not dry out.



Stripper Cream



InStrip

PAINT STRIPPING, *Acrylics/Urethanes*

AcrylicStrip, **Stripsol LO** (low odor) and **InStrip** are used undiluted. Refer to the Paint Stripping Chart – pg.3. Call for application procedures.

PAINT STRIPPING, *Latex*

LCS or **Stripper Cream** can be used for stripping single or multiple layers of latex paint. Both products are applied undiluted. **Stripper Cream** applied with brush or roller. **LCS** can be sprayed on then rinsed with a pressure wash.



PAINTED STEEL PANELS, *Cleaning*

Cleansol BC is a concentrated soap that will clean painted steel panels easily. Apply using pressure washer up or downstream, or low pressure spray applicator. Brushless cleaning requires the product to be laid on the surface using two quick applications. A thorough rinse job is always recommended.

PAVERS, *Cleaning after installation*

Clay, concrete pavers, natural or synthetic paving stones, remove dirt and debris, imperfections, properly breathing to help prevent future water derived staining and prepare for sealing if desired. Other issues before installation: Efflorescence, scuff marks, secondary hydration (Halos) and hard water stains. Products to have on hand: **NMD80**, **White Scum Presoak** and **EF-Fortless**. See Hardscape Cleaning for more details. <http://eacochem.com/literature.htm>.



OneRestore

PRECAST CONCRETE, *New clean-up and stain removal*

See "Concrete" pg 3.

RUST STAINS, Concrete flatwork

- Smooth trowel finish concrete: **HD Britenol**, general purpose, removes rust while leaving the surface smooth and easy to clean.
- Broom finish concrete: **Ammonium Bifluoride restoration (ABF)**, professional grade, is better at removing rust from a texture surface that is harder to clean than concrete with a smooth finish.
- White concrete with white sand: **Heritage Restorer**, sensitive substrates, removes rust without shade shifting the color.



ABF Restoration

RUST STAINS, Masonry and steel

OneRestore will remove rust stains quickly and help prevent re-oxidation. **OneRestore** can be applied with a low pressure applicator. It's best to use the double application method spaced five minutes apart without rinsing in between the applications. Pressures that mark or damage the surface should be avoided.



OneRestore

SANDSTONE

Heritage Restorer is a restoration detergent for historical or sensitive substrates including berea sandstone (Cleveland sandstone). **Stripper Cream** is used when there is a black crust.



Heritage Restorer



Stripper Cream



SEALANT STAINS

OneRestore is an excellent treatment for sealant stains. Apply straight with a low pressure sprayer and follow with a high pressure rinse.

SILICONE ELASTOMERIC COATINGS

Cleansol BC is recommended to clean Allguard® silicone elastomeric coatings.



Watergate Hotel
Black exhaust
pollution

SLATE

To clean normal soil on slate use **Cleansol BC** (diluted).

SMOKE REMOVAL

Smoke Melt and **Hot Stain Remover** are high alkaline cleaning products that will remove heavy carbon deposits from wood or masonry and will soften heavy black smoke from fire damage on masonry. For interior removal of smoke soot from stone on fireplace surrounds, **OneRestore** is highly effective.

For interior removal of smoke soot from stone on fireplace surrounds, **OneRestore** is highly effective.



Hot Stain Remover



OneRestore

STAINLESS STEEL

HD Britenol cleans stainless steel and helps prevent future corrosion. Use a low pressure sprayer or downstream injector to apply. Use a pressure rinse or followed by an application of **Cleansol BC** rinse for a great shine.



TAR REMOVAL

C-Tar Melt will penetrate and soften tar. It is safe for wood, metal and masonry surfaces. **OneRestore** can be used to remove fresh tar stains on brick or block. It will also remove shadows as well.



TERRA COTTA

OneRestore or **Heritage Restorer** are good options for terra cotta restoration. **OneRestore** and **Heritage Restorer** can be applied with a low pressure applicator. The best use of the products is two applications spaced several minutes apart without allowing the product to dry or rinsing in between. After the second application, rinse thoroughly.



VINYL AWNINGS

Cleansol is very effective for cleaning vinyl awnings. Apply straight to 20:1 using a pressure washer with downstream injector. Two applications spaced apart, rinse at low pressure for brushless cleaning results.

VINYL SIDING

Cleansol will clean vinyl siding. For brushless cleaning with complete soil release requires the product to be laid on the surface using two quick applications. **Cleansol** does not mix with bleach.



WATER-BASED ACRYLIC COATINGS

Undiluted **Graf-Ex** or **AcrylicStrip** will remove these stains. Both are applied to a dry surface.




OneRestore

WASH BAY WALLS

HD Britenol, or **OneRestore** are acid cleaners that can be used to remove soap scum from the inside wash bays. **Glory Truckwash BC** or **Truck Wash Supreme SC** are non-acids that can be used as well.

WHITE SCUM, BRICK & BLOCK

Use **White Scum Presoak** (undiluted) followed by **NMD 80** at a 4:1 dilution. Do not rinse in between applications. Multiple applications of **White Scum Presoak** may be needed.



SEALERS

EaCo Chem's Sealers form a uniform, long lasting, water repellent coating on pavers, concrete surfaces, brick, and split faced block. This coating enhances the surface without leaving the surface slippery when used on horizontal surfaces.

EC 101 WB

Water-Based Sealer



EC 102 SOL

Silicone-Based Sealer



Proper care for your sealer sprayer

Question:

How do you clean out a back pack sprayer once it's had our EC 102 SOL run through it?

Answer:

If the backpack sprayer is designed to handle solvent based solutions, the solvent based sealer can be flushed out of the sprayer using a solvent that's readily available such as mineral spirits. Be sure to read the instructions provided with the sprayer as to the materials it is compatible with.

*Note: If the backpack sprayer is NOT designed for use with solvents, it will probably only be good for a single use.

PULLING OFF A SUCCESSFUL DEMO:

Step 1: Define the problem

Visit www.eacochem.com to view our pamphlet. "Encyclopedia of Clean" is a pocket encyclopedia of cleaning new masonry and restoration with EaCo Chem products.

Step 2: Pull out an EaCo Chem Test Kit

It's often difficult to know in advance which chemistry to use on a soil or stain. As a professional cleaner, you will want to have a supply of EaCo Chem test kits on hand to choose from at a moment's notice. This will allow you to have different types of chemicals to solve many different problems.

Step 3: Always Do a Test Patch

Use the test kit to do a test patch before the demo. Even a test area of a couple of inches will allow you to be absolutely sure which product, dilution, and application works best for you.

Step 4: Demo with confidence!

With EaCo Chem test kits, you'll know within minutes what will work on the surface problem you've encountered.

POCKET REFERENCE

MASONRY SURFACES

Substrate	Problem	Product
Block - concrete ground face burnished colored split face concrete brick (shape)	acid burn - new construction	OneRestore, NMD 80
	calcite removal	White Scum Presoak followed by NMD 80
	cleaning, restoring	OneRestore,
	efflorescence removal	EF-Fortless, NMD 80
	excess admixture removal	OneRestore follow by NMD 80
	excess mortar removal	NMD 80, SOS 50
	white scum removal	White Scum Presoak followed by NMD 80
Bluestone	cleaning	Cleansol BC
Brick - clay fired clay glazed dry pressed sand faced face brick	acid burn - new construction	OneRestore, NMD 80
	aluminum oxide bleed	OneRestore, Heritage Restorer
	blue pond dye	OneRestore
	calcite removal	Calcite Presoak followed by NMD 80
	cleaning, restoring	OneRestore, Heritage Restorer ABF Restoration
	efflorescence removal	EF-Fortless, NMD 80
	excess mortar removal	NMD 80, SOS 50
	general cleaning	HD Britenol
	caulk bleed	C-Tar Melt, Graf-Ex
	paint wash removal	OneRestore
	rust removal	OneRestore, ABF Restoration, Heritage Restorer
	vanadium/manganese stains	OneRestore
	white scum removal	White Scum Presoak followed by NMD 80
	Brick - glazed	acid burn
Cast Stone	cleaning, restoring	OneRestore, Heritage Restorer
	new construction	NMD 80, SOS 50

MASONRY SURFACES, Continued

Substrate	Problem	Product
Concrete	cleaning, restoring	OneRestore, ABF Restoration, HD Britenol
	curing compound when Clean & Strip is suggested	Cleansol BC - straight
	equipment, trucks -removal	CT Wash
	food grease stains	Hot Stain Remover
	gum shadows	OneRestore
	gum softening	RS10 BC
	ink markers	Graf-Ex, LCS
	hydraulic fluid stains	AcrylicStrip, Hot Stain Remover
	latex/paint coating sealer removal	LCS, Stripper Cream
	low pH to higher pH (for sealing)	Cleansol BC 4:1 - 20 minute dwell then rinse
	mastic adhesive	AcrylicStrip, InStrip
	rust removal	OneRestore, ABF Restoration, Heritage Restorer
	oil stain removal	Purple Plus BC, ABF, Hot Stain Remover
	deicing salt deposit removal	ConSalt Remover
	tire scuff marks	C-Tar Melt, Cleansol BC 4:1
	tire spinning marks	Smoke Melt
	coffee stains	ABF Restoration
	excess curing compound	AcrylicStrip
	stain removal	ABF Restoration, OneRestore (non-colored)
	elastomeric damp proofing	AcrylicStrip
Concrete Tilt-up/precast	new construction	NMD 80, SOS 50
Dryvit	cleaning, restoring	Cleansol BC, HD Britenol

MASONRY SURFACES, Continued

Substrate	Problem	Product
EIFS - Exterior Insulation and Finishing System	cleaning, restoring	Cleansol BC, HD Britenol,
Flagstone	cleaning, restoring	Cleansol BC, Heritage Restorer, SOS-50
Granite	restoration unpolished (except flamed salt and pepper)	OneRestore
	restoration unpolished (salt and pepper)	Heritage Restorer
	polished	Polished Stone Cleaner, HD Britenol
Limestone	black crust removal	Stripper Cream
	cleaning, restoring	OneRestore, Heritage Restorer
	graffiti - single, multiple layer	LCS, Stripper Cream
Marble	polished	Polished Stone Cleaner, HD Britenol
	unpolished	OneRestore, Heritage Restorer
Pavers	caliche/hardened calcium carbonate deposits	HD Britenol followed by NMD 80
	acrylics/acrylic latex, polyurethane, resin coating removal, acrylic sealer removal	AcrylicStrip
	cleaning, restoring	HD Britenol, EF-Fortless, NMD 80, White Scum Presoak
	latex/paint coating sealer removal	LCS, Stripper Cream
	new construction	NMD 80, SOS 50
	oil stain removal	Purple Plus BC, Hot Stain Remover, ABF
	polymeric sand residue	NMD 80
Precast Concrete	exposed aggregate-cleaning, restoring	HD Britenol, OneRestore, ABF Restoration
	cleaning, restoring	HD Britenol, OneRestore, ABF Restoration
	insulation foam stains	SOS 50

MASONRY SURFACES, Continued

Substrate	Problem	Product
Sandstone, Berea sandstone, Cleveland Sandstone	black crust removal	Stripper Cream
	cleaning, restoring	Heritage Restorer
Slate	cleaning	Cleansol BC
Stone - Quarried	new construction	NMD 80, SOS 50
Stucco	cleaning, restoring	Cleansol BC, HD Britenol, OneRestore
	rust removal	OneRestore
	thinset remove (synthetic)	OneRestore
Surface Dyed Substrate	new construction	NMD 80, SOS 50 (low pressure rinse)
Synthetic Masonry	new construction	NMD 80, SOS 50 (low pressure rinse)
Synthetic Stone	cleaning	HD Britenol
	new construction	NMD 80, SOS 50 (low pressure rinse)
Terra Cotta	cleaning, restoring	OneRestore, Heritage Restorer

METAL SURFACES

Substrate	Problem	Product
Aluminum	concrete forms	NMD 80 (re-season after cleaning)
Aluminum Composite Material	remove caulk & rubber gasket bleed	C-Tar Melt
	cleaning, restoring	HD Britenol, Cleansol BC OneRestore
Anodized Aluminum	cleaning, restoring	OneRestore
	removing anodized coating	Stripper Cream
	restoring, re-coating	OneRestore, A.R.T.
	mortar smears from frames	NMD 80
Galvanized Metal	cleaning, restoring	Sabre 2

METAL SURFACES, Continued

Substrate	Problem	Product
Metal	acrylics/acrylic latex, polyurethane, resin coating removal	AcrylicStrip
	decal adhesive	Graf-Ex
	rust removal	HD Britenol, OneRestore
	deicing salt deposit removal	ConSalt Remover
	stainless steel (non-coated)	HD Britenol, TWS SC
	paint stripping - interior	InStrip, Stripsol LO
	tar removal	C-Tar Melt
Painted Aluminum Siding	cleaning, restoring	Cleansol BC, HD Britenol
Stainless Steel Tankers	food grease stains	Truck Wash Supreme SC (TWS SC)

GLASS SURFACES

Substrate	Problem	Product
Fiberglass	cleaning, restoring	OneRestore, HD Britenol, Cleansol BC
Glass	caulk bleed	AcrylicStrip, Graf-Ex
	concrete leaching removal	OneRestore
	excess mortar removal	NMD 80
	hard water stains	OneRestore
	sealer overspray	Graf-Ex, OneRestore
	silane/siloxane water repellent	Graf-Ex, OneRestore
	stripping paint overspray	AcrylicStrip

OTHER BUILDING MATERIALS

Substrate	Problem	Product
Awnings	cleaning - fabric	Purple Plus BC
	cleaning - vinyl	Cleansol BC
	heavy smoke soot - vinyl	RS10 BC
Carpet	removing mastic adhesive	InStrip (extended dwell), Graf-Ex
Composite Decking	stain removal	OneRestore, HD Britenol
Floors - Interior	cleaning, restoring	Mop & Grip, Polished Stone Cleaner
	wax & sealer removal	Graf-Ex, OneRestore, C-Tar Melt
Gutters, Downspouts, Eaves	cleaning, restoring	LCS (gutters 20:1 to 50:1) Cleansol BC (4:1) C-Tar Melt (undiluted)
Roofing	asphalt shingles cleaning	HD Britenol, OneRestore
	flexible rubber membrane EPDM cleaning	HD Britenol, Cleansol BC
Terazzo	cleaning, restoring	Cleansol BC, Polished Stone Cleaner
Tile	cleaning, restoring, black stains around salt water pool	HD Britenol
Travertine	cleaning, restoring	OneRestore, Heritage Restorer
Wash Bays	Soap Scum inside wash bays	<u>acid</u> : OneRestore, ABF Restoration, HD Britenol <u>non-acid</u> : Glory BC, TWS SC
Vinyl Siding	insulation stains	Cleansol BC followed by HD Britenol
	black specks	LCS followed by HD Britenol
	cleaning, restoring	Cleansol BC, HD Britenol
Wood	acrylics/acrylic latex, polyurethane, resin coating removal	AcrylicStrip, InStrip
	cleaning, restoring	Cleansol BC, HD Britenol, OneRestore
	deck stains, sealers (water)	LCS
	tar removal	C-Tar Melt
	furniture stripping	InStrip
	latex/paint coating sealer removal	LCS
	Gorilla Glue removal	Graf-Ex

SURFACE COATINGS

Substrate	Problem	Product
Acrylic-based Finish	cleaning, restoring	Cleansol BC, HD Britenol
Elastomeric	remove from tools/equipment	AcrylicStrip (non-painted), Graf-Ex (painted)
	foundation - remove damp proofing from concrete	AcrylicStrip
Anti-Graffiti Coating	remove from surface	Graf-Ex, OneRestore, AcrylicStrip
Painted Surfaces	asphalt rejuvenator	Graf-Ex
	cleaning, restoring	Cleansol BC, HD Britenol
	graffiti	Graf-Ex
	graffiti - vinyl & fabric paint on polyurethane clear - interior work	Stripsol LO
	insulation stains - (orangish) (PIR thermal insulation boards)	Cleansol BC followed by HD Britenol
	multiple layers	Stripper Cream, InStrip
	nicotine smoke - interior	RS10 BC
	painted metal panels - silicone residue & faded paint	HD Britenol followed by Cleansol BC
	paint & plaster removal	InStrip (extended dwell time), OneRestore (plaster)
	deicing salt deposits	conSALT Remover
	smoke soot - heavy	TWS SC, Hot Stain Remover
	steel panels - painted	Cleansol BC
	stripping	Refer to paint stripping manual
	wax - automotive	RS10 BC
Silicone Elastomeric Coating Allguard®	cleaning, restoring	Cleansol BC, HE Britenol

INDEX

Acrylic Removal	1
Adhesive.....	1
Aluminum Composite Material (Alucobond)	1
Aluminum Siding	1
Aluminum Trim	1
Anodized Aluminum	1
Asphalt Removal	2
Asphalt Rejuvenator.....	2
Brick.....	2
Block.....	2
Calcite.....	2
Caulk Removal.....	3
Clay Stains	3
Coating Removal	3
Concrete	4
Copper Stains	4
Efflorescence	5
EIFS	5
Elastomeric	5
Fiberglass.....	16
Glass	5
Graffiti	6
Granite	6
Gum Shadows	6
Gutters	6
Limestone	7
Marble	7
Paint	7
Paint Stripping	8
Painted Steel Panels	8
Precast Stone	8
Rust Stains	9
Sandstone	9
Sealant Stains	9
Silicone Elastomeric Coatings.....	9
Slate	9
Smoke Removal.....	10
Stainless Steel.....	10
Tar Removal	10
Terra Cotta	10
Vinyl Awnings	10
Vinyl Siding	10
Wash Bay Walls.....	11
Water Based Acrylic Coatings	11
White Scum	11
Sealers.....	11
Successful Demo	11
Pocket Reference (Masonry Surfaces).....	12-15
Pocket Reference (Metal Surfaces)	15-16
Pocket Reference (Glass Surfaces)	16
Pocket Reference (Surface Coatings)	17
Pocket Reference (Other Building Materials)	18

